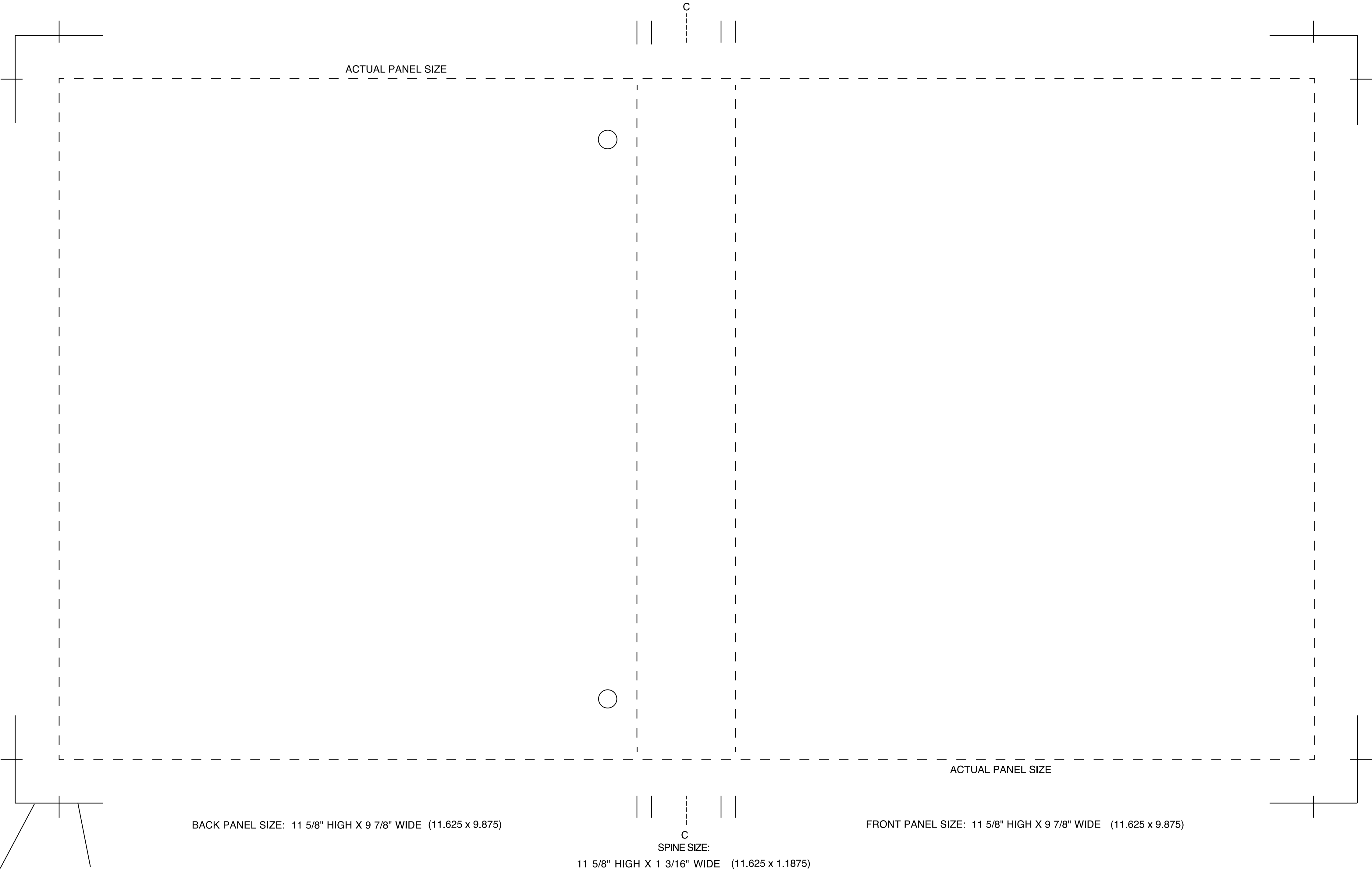


3-PANEL TURNED EDGE_0.75_D
11" X 8 1/2" SHEET SIZE PLUS 1/2" TAB ALLOWANCE
3/4" CAPACITY STRAIGHT D RING METAL
COVER MATERIAL TEMPLATE
0.75" CAP-118.5 SD-FS-C

OUTSIDE VIEW SHOWN -- PRINT THIS SIDE



OUTER EDGE
OF FINISHED
BINDER

COVER MATERIAL SIZE: 13 1/8" HIGH X 22 15/16" WIDE (13.125 X 22.3125)
PLEASE EXTEND ALL BLEEDS AT LEAST 1/8" BEYOND THE OUTER EDGE OF THE COVER MATERIAL

BACK PANEL SIZE: 11 5/8" HIGH X 9 7/8" WIDE (11.625 x 9.875)

SPINE SIZE:
11 5/8" HIGH X 1 3/16" WIDE (11.625 x 1.1875)
BOTH HINGES ARE 1/4" WIDE (0.25)

FRONT PANEL SIZE: 11 5/8" HIGH X 9 7/8" WIDE (11.625 x 9.875)

○ RIVET HEAD LOCATION
PLEASE LEAVE A 1/8" PERIMETER VOID OF GRAPHICS
AROUND EACH RIVET HEAD

PLEASE REMOVE BEFORE THE FINAL PRINT

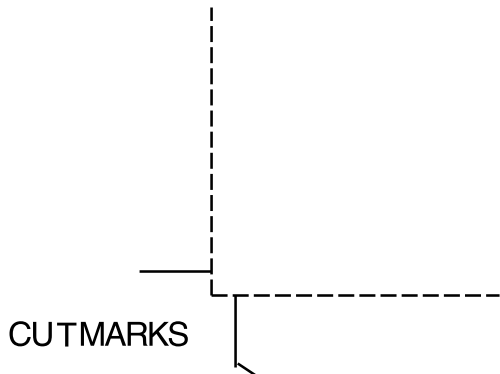
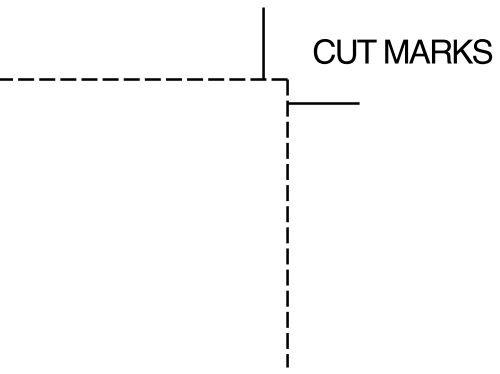
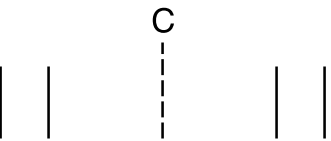
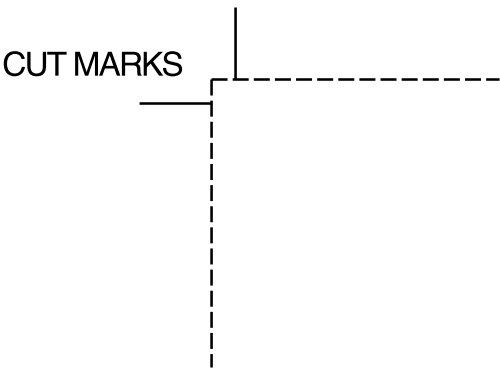
SKU: BTE-S1011-P2

3-PANEL WIDE SPINE
11" X 8 1/2" SHEET SIZE PLUS 1/2" TAB ALLOWANCE
3/4" CAPACITY STRAIGHT D RING METAL
LINER MATERIAL TEMPLATE
0.75" Cap-118.5-SD-FS-L

INSIDE VIEW SHOWN -- PRINT THIS SIDE

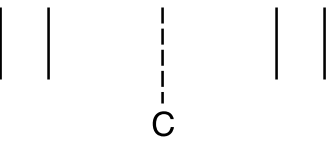
----- OUTER EDGE OF THE RING BINDER CASE
PLEASE REMOVE BEFORE THE FINAL PRINT

PLEASE LEAVE ALL CUT MARKS ON THE FINAL PRINT



FRONT PANEL SIZE: 11 5/8" HIGH X 9 7/8" WIDE (11.625 x 9.875)

LINER MATERIAL SIZE: 11 3/8" HIGH X 21 3/16" WIDE (11.375 x 21.1875)

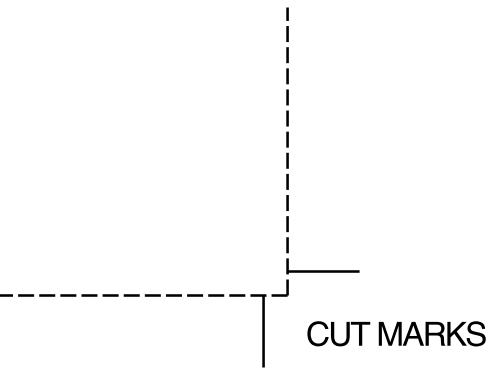


SPINE SIZE:

11 5/8" HIGH X 1 3/16" WIDE (11.625 x 1.1875)

BOTH HINGES ARE 1/4" WIDE (0.25)

BACK PANEL SIZE: 11 5/8" HIGH X 9 7/8" WIDE (11.625 x 9.1875)



P LEASE EXTEND ALL BLEEDS AT LEAST 1/8" BEYOND THE OUTER EDGE OF THE RING BINDER CASE

SKU: BTE-S1011-P2